


2022-2023



2023 12




# 目 录

.....	1
.....	1
目 .....	2
.....	3
.....	5
.....	5
.....	6
.....	8
.....	8
.....	9
.....	10
.....	11
.....	12
.....	13
.....	14
.....	14
.....	14
.....	15
.....	15
.....	16



.....	16
.....	16
.....	17





2022-2023

8

13

9

26



6

1277

2

83

1787

4

7

1568

414

6 2



26  
13  
4 77%

1  
11  
5  
2  
26. 9%

2022 2023 15803 7327  
513 4592 2766 590  
15 46. 36%

2023

1		5+			
	5+3	5+3			
2	5+3	5+3			
3					
4					
	5+3	5+3			
5					
6					
7					



8					
9					
10					
11					
12					
13					
14					
15					
16					
17					
18					
19					
20					
21					
22					
23					
24					

2023

2023

92%



2022-2023

---

"

"



8 A8  
v  
2022-202  
285 30 30  
256 83 178 19 60  
97 21 35  
36 45 277 46 55 228 55 69 211  
22.6

U

'

h

é

é



2022-2023

	2022	
"	"	2022
	7452.27	2271.57
	298.91	407.96
1116.43		1523.72
2		
	149	
109	11806	14 895
7	5	14 PBL
		PBL
PBL/CBL		
		15.55
2.06		
		22
21		-
	2023 8 31	88
	2023 8 31	22.74
		10.59

2022- 2023

00. 94

5. 28%

11663

2. 489

10

438

13883. 76

7327

33963. 98

3.

1

17130. 73

1367

2023

9

107. 98

15320

50. 28

159. 31

458. 79

380643. 0

2023

1. 02

1566. 84

1077. 61

4.

"

"

"

"

"

"



2022

"

"

30

"

"

2

"

"

"

"

"

"

2022

"

"

2

1

"

"

26

1

13

11

4

77%

5

2

26.9%



..



"

21

24

25

6

16

8

2

2020

37

42

1


5

a "

8

9

0





2022- 2023

100%

200

"

"

2022

127

44. 7

2022

7

3

4

2

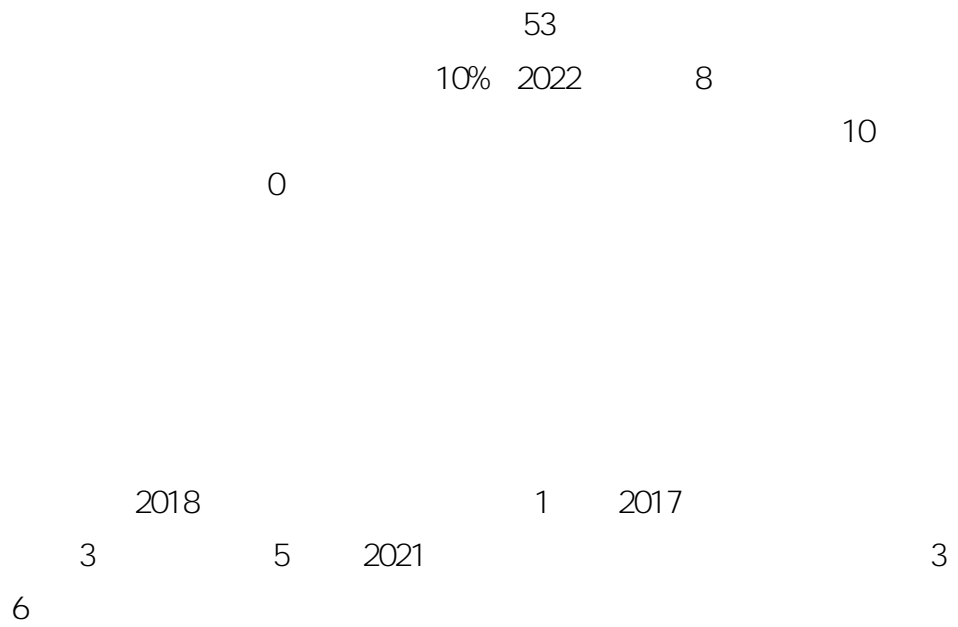


	583	"	" "	" "	"	
"	"			1	11	20
	"	"			4	10
	11	2023				
11				7		
						88
	19		8	21		
			40			





2021





" "

2023	9				2014	
		2018		2023	2023	
			2023		2017	2018
			WCPT		WFOT	
		2022			I SPO	I



1

1645

175

1980

"

"

2023

1116

969

2023

8 31  
87%

79.93%

2023

446

46.03%

44

"

"

125

"

"

"

"

"

"



"

PhD

"

"

"

"

"

"

"

"

"

"

"

2022 3

"

"

"

"

"

"





2022-2023

---



“ ”  
“ ”

“ ”